

Instructions for Case Combine Mud Scraper For NDY Part Number—MSCASE-20

Fits Models:

7120

7230 - 7240 - 7250

8010

8120


8230 - 8240 - 8250

9120 - 9140

9230 - 9240 - 9250


Step 1.

Remove front the front left, right, and under body guard cages.




Step 2.

Using M16 bolts and nuts, attach side arms mounts to combine. Holes are located just behind the front axle.




Step 3.

Mount main tubes to mount arms, bolt together, and center on combine.




Step 4.

Attach extension arms to main tubes on both sides using u-bolts and nuts.



Step 5.

Attach scraper arms to extension arms using u-bolts and nuts.



Step 6.

Attach scraper plates to scraper arm.

Once all plates and arms are in position
tighten all nuts and bolts.

Mount all guard cages back into original
position.

