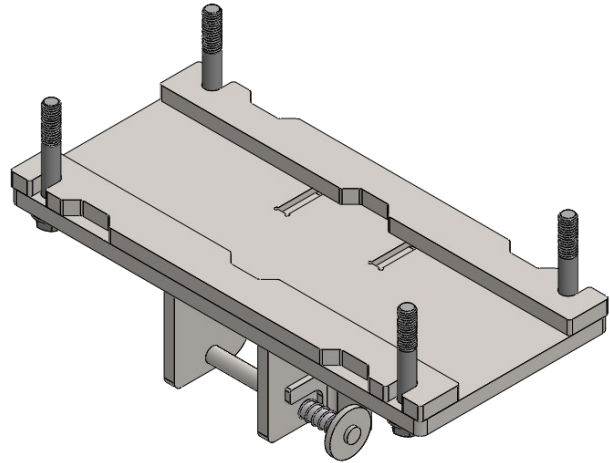



**New Holland 974**  
**Installation instructions**  
**All Rows**  
**Part# NH974-AR**



4590 N 11000W Rd  
Bonfield, IL 60913  
(815) 426-2330  
[www.ndymfg.com](http://www.ndymfg.com)

20AS-AR512




NH974M-A



\*Arm and shoe assembly shown is previous style





1. Remove bolts and cast blocks (they will not be reused)
2. Install stomper mount with supplied 1/2" x 3-1/2" hex bolts
3. Install shoe with quick-tach pin.



Lower head and adjust to desire down pressure by using one of the three positions on the quick-tach pin.

